



Bundoora Park Oval Instructions

If you need assistance, please call Chris Cantor on 0400 654 097

Bundoora Park Oval

5 Snake Gully Dr, Bundoora VIC 3083

<https://goo.gl/maps/bqAkSHpypCUB1UQXA>

1. Ensure you clean the rooms after EVERY game
2. Pass the keys on to the next team
3. Lock up!



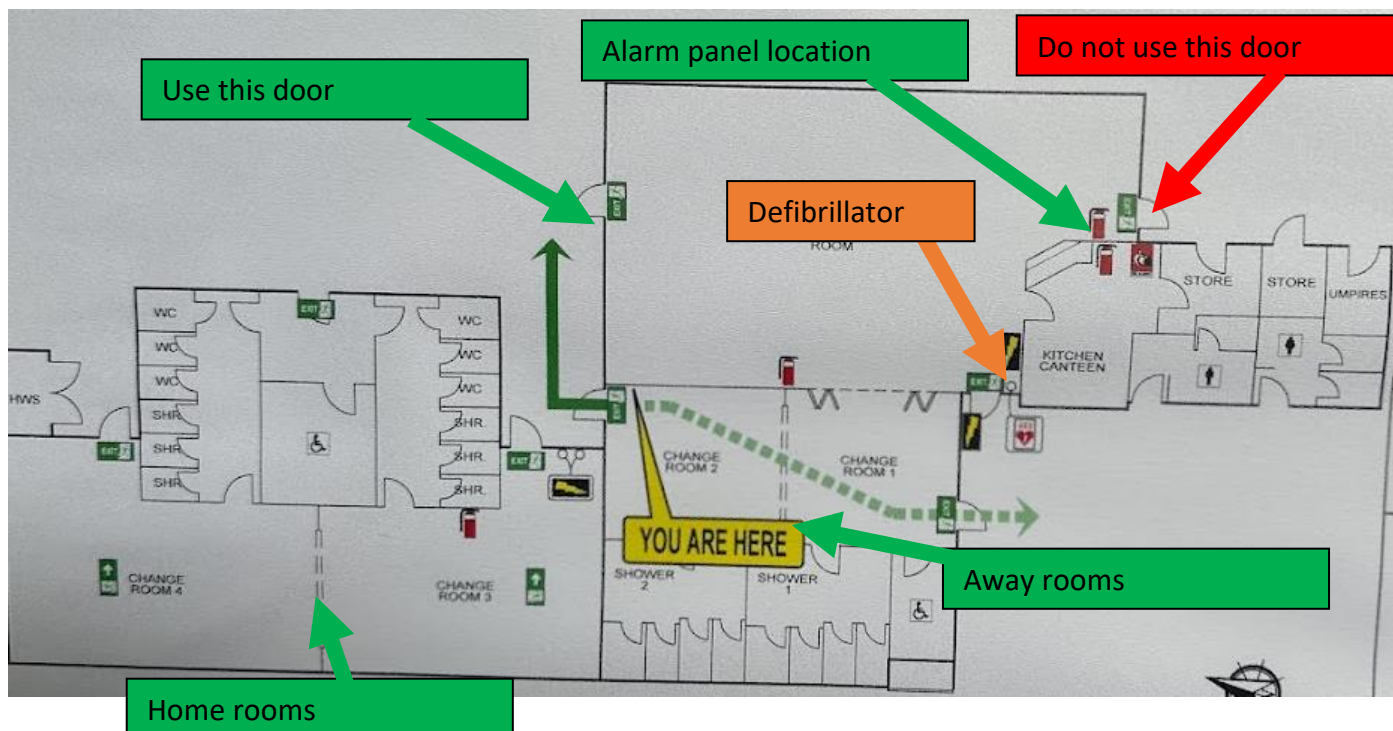
Step 1: Collect keys


Liaise with the TM Coordinator for a set of keys

Step 2: Turn off/on alarm

Alarm code is 1997

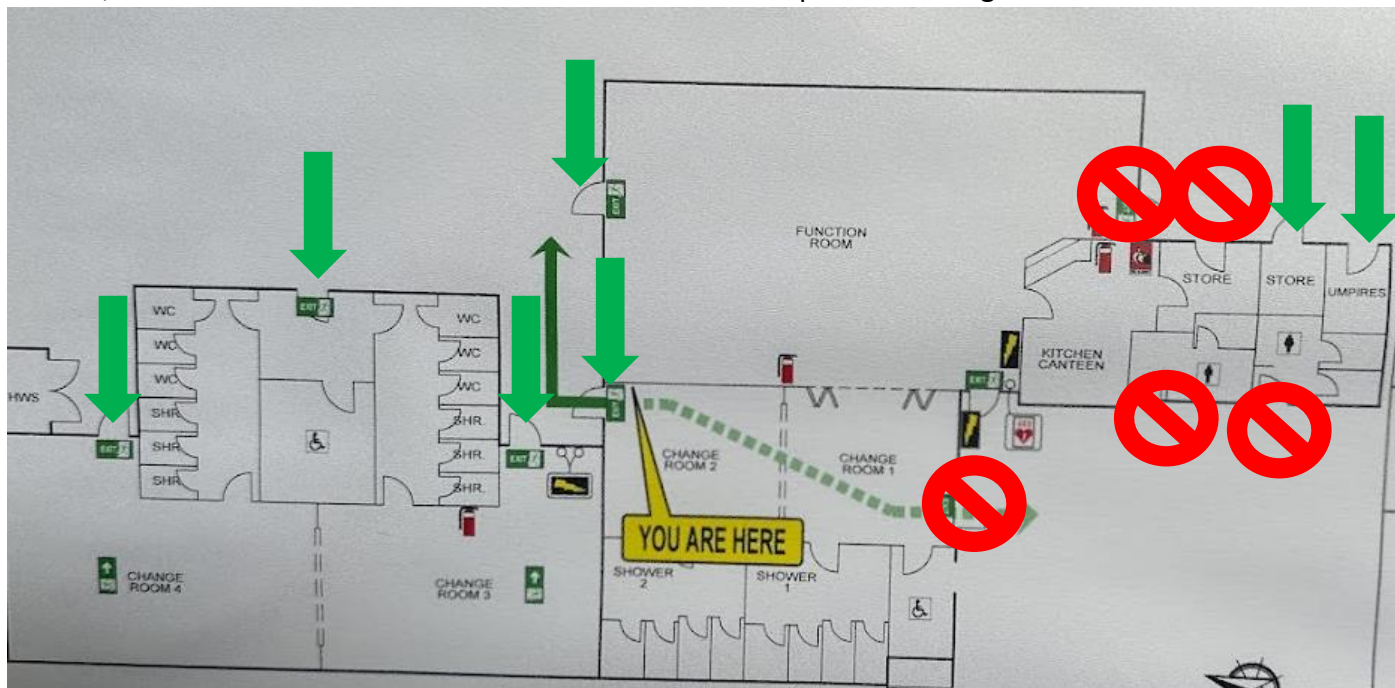
Locate the alarm panel near the broken door (refer to picture) and enter the code 1997 then OFF (or ON to lock). Main pavilion – door is located at the rear. The 'front' door is broken.









Step 3: Unlock 7 doors as indicated below. Do NOT open as indicated below. On exit, lock these doors and arm the alarm. Check all doors prior to arming.



Step 4: find goalpost padding and stretcher.





Step 5: clean up after EVERY game. There are brooms and mops located in the building.

